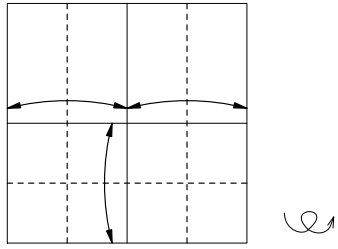
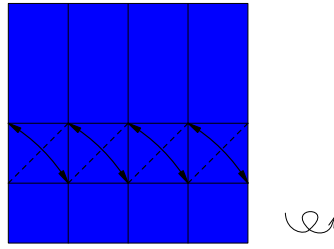


Cup

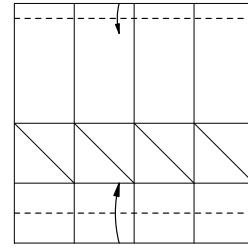
Cup with variations
First make the simple one



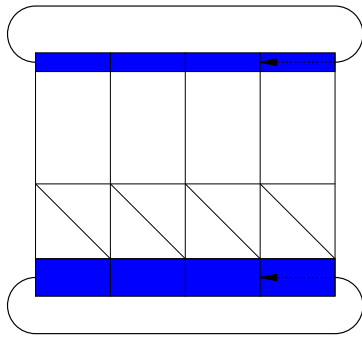
1



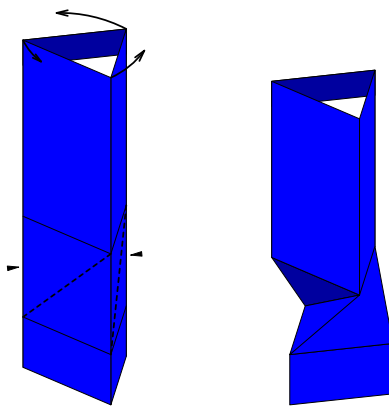
2



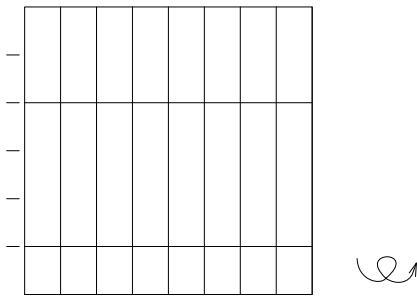
3



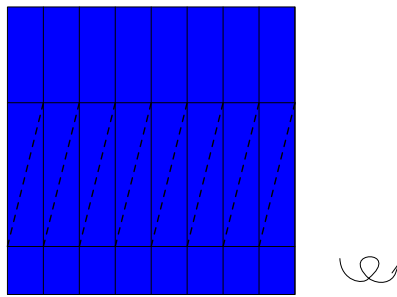
4



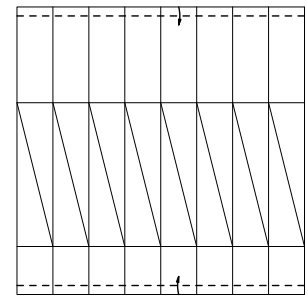
5 Turn/click in position



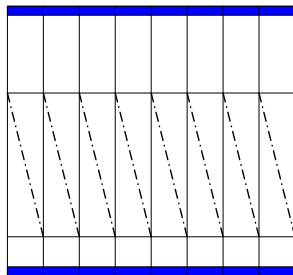
7 Variation 1: divide in 8



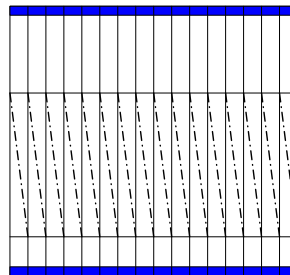
8



9



10 Make round and then slide in the overlap



11 Variation 2: divide in 16
Very difficult to form cup!
Variation 3: divide in 32; very, very difficult
And the thickness of the paper is coming in

Liens vers type 1



<http://www.ciberlibreria.info>



<http://www.cyberlibrairie.info>



<http://www.cyberlibreria.info>



<http://www.epapier.net>



<http://www.etheque.info>



<http://www.jelis.info>



<http://www.librairievirtuelle.info>



<http://www.livre-cd-gratuit.com>



<http://www.livres-electronique.com>



<http://www.telecharger-livre.com>



<http://www.webrairies.info>

WLBrairie

La librairie du web

<http://www.webrairie.com>



Distribuez vos livres :

<http://www.webrairie.com/editeur/index.php>